REGULAR COUNCIL MEETING AGENDA
CARSTAIRS MUNICIPAL OFFICE
MONDAY, NOVEMBER 9, 2026, 7:00 P.M.

Page

1. CALL TO ORDER

2. ADDED ITEMS

3. ADOPTION OF AGENDA

a) Adoption of agenda of November 9, 2026
Motion: To adopt the agenda of November 9, 2026

4. ADOPTION OF PREVIOUS MINUTES

3 - 5 a) Adoption of the Organizational minutes of October 26, 2026 (addendum 4.a)
Motion: To adopt the Organizational minutes of October 26, 2026

6 - 10 b) Adoption of the Regular Council minutes of October 26, 2026 (addendum 4.b)
Motion: To adopt the Regular Council minutes of October 26, 2026

5. BUSINESS ARISING FROM PREVIOUS MEETING

11 - 24 a) 2027 Budget (addendum 5.a)

6. DELEGATIONS

7. BYLAWS AND POLICIES

8. NEW BUSINESS

a) Carstairs East Reservoir Ribbon Cutting Ceremony Date & Time

9. COMMITTEE REPORTS

a) POLICIES & PRIORITIES COMMITTEE
Next meeting November 17, 2026

b) MOUNTAIN VIEW REGIONAL WASTE COMMISSION

c) MOUNTAIN VIEW REGIONAL WATER SERVICES COMMISSION

d) MOUNTAIN VIEW SENIORS HOUSING

10. COUNCILOR REPORTS

a) COUNCILOR BALL

b) COUNCILOR FRICKE

c) COUNCILOR ROBERTS

d) COUNCILOR SELANDERS

e) COUNCILOR TOLLEY

f) COUNCILOR WILCOX

g) MAYOR ALLAN

11. CORRESPONDENCE

25 - 26 a) Thank You-MVSH (addendum 11.a)



27 - 29 b) Red Deer River Watershed Alliance-Municipal Support Letter (addendum 11.b)



30 - 32 c) Dental at Home-Support Letter (addendum 11.c)





12. CAO'S REPORT

13. COUNCILOR COMMENTS

14. PUBLIC QUESTION PERIOD

15. CLOSED MEETING

Section 197 of the Municipal Government Act permits Council and Council Committees to meet in closed session only when the matter to be discussed falls within an exception to disclosure under Division 2 of Part 1 of the Access to Information Act (ATIA).

a) *Section 19-Disclosure Harmful to Interests of a Third-Party*

16. NEXT MEETING

17. ADJOURNMENT

MINUTES OF THE COUNCIL ORGANIZATIONAL MEETING
MONDAY, OCTOBER 26, 2026 AT 6:30 P.M.
CARSTAIRS MUNICIPAL OFFICE

ATTENDEES: Mayor Allan; Councilors Ball, Fricke, Roberts, Selanders, and Wilcox; Director of Legislative & Corporate Services Shannon Allison; Deputy CAO and Director of Planning & Development Kirk Williscroft; Manager of Legislative Services Jessica Pryde; CAO Rick Blair & Executive Assistant Kayleigh Van Es

ABSENT: Councilor Tolley

CALL TO ORDER: Mayor Allan called the Council Organizational meeting of Monday, October 26, 2026, to order at 6:30 p.m.

SELECTION OF DEPUTY MAYOR: Motion by Councilor Wilcox to appoint Councilor Angie Fricke as the Deputy Mayor.

CARRIED

APPOINTMENT OF DATES, TIME, AND PLACE FOR COUNCIL:

1. Regular Council Meetings
Regular Council meetings will take place on the second and fourth Monday of each month. If Monday is a holiday, then the meeting will be moved to Tuesday. There will be only one meeting during the months of July, August, and December.

Council meeting dates are as follows:

- November 9, November 23, 2026
- December 14, 2026
- January 11, January 25, 2027
- February 8, February 22, 2027
- March 8, March 22, 2027
- April 12, April 26, 2027
- May 10, May 25, 2027
- June 14, June 28, 2027
- July 12, 2027
- August 23, 2027
- September 13, September 27, 2027
- October 12, October 25, 2027

Motion by Councilor Roberts to accept the dates of the regular Council meetings to be the second and fourth Monday of each month, unless they fall on holiday, then the meeting will move to Tuesday. With only one meeting in July, August, and December.

CARRIED

2. Time and Place

Motion by Councilor Ball to set the time and place of the regular Council meetings to be held at 7:00 p.m. in Council Chambers at the Town of Carstairs Municipal Office, located at 844 Centre Street, Carstairs.

CARRIED

SIGNING AUTHORITIES:

1. Mayor or Deputy Mayor with either CAO or Director of Corporate & Legislative Services
Motion by Councilor Fricke to authorize that the signing authorities on the Town of Carstairs accounts to consist of Mayor or Deputy Mayor with either CAO or Director of Corporate & Legislative Services.

CARRIED

COMMITTEES:

1. Policies & Priorities Committee
Motion by Councilor Selanders to appoint all Council members to the Policies & Priorities Committee.

CARRIED

APPOINTMENT OF MEMBERS-AT-LARGE COMMITTEES:

1. Director of Emergency Management
Motion by Councilor Fricke to appoint Rob McKay as the Director of Emergency Management and Ernie Bradley as Deputy Director.

CARRIED

Classification: Public

2. Municipal Planning Commission
Motion by Councilor Ball to appoint Mayor Allan, Councilor Roberts, and Wilcox, Bob Green and Tom Humphrey to the Municipal Planning Commission, with Kylie Ranson as Clerk to the Municipal Planning Commission.

CARRIED

3. Subdivision & Development Appeal Board
Motion by Councilor Roberts to appoint Councilor Ball to the Subdivision & Development Appeal Board, with Kylie Ranson as Clerk to the Subdivision & Development Appeal Board.

CARRIED

4. Inter-Municipal Subdivision & Development Appeal Board
Motion by Councilor Selanders to appoint Councilor Ball to the Subdivision & Development Appeal Board, with Kylie Ranson as Clerk to the Subdivision & Development Appeal Board.

CARRIED

5. Mountain View Regional Water Services Commission
Motion by Councilor Wilcox to appoint Councilor Roberts and Mayor Allan as alternate to the Mountain View Regional Water Services Commission.

CARRIED

6. Mountain View Regional Waste Commission
Motion by Councilor Fricke to appoint Councilor Wilcox and Councilor Ball as alternate to the Mountain View Regional Waste Commission.

CARRIED

7. Mountain View Senior Housing Authority
Motion by Councilor Ball to appoint Councilor Fricke to the Mountain View Seniors' Housing Authority.

CARRIED

8. Inter-Municipal Collaboration Committee
Motion by Councilor Wilcox to appoint Mayor Allan and Councilor Ball and Roberts to the Inter-Municipal Collaboration Committee.

CARRIED

9. Carstairs Public Library Board
Motion by Councilor Roberts to appoint Councilor Wilcox and Mountain View County Councilor Fulton to the Carstairs Library Board with term expiring October 26, 2027.

CARRIED

10. Parkland Regional Library
Motion by Councilor Fricke to appoint Councilor Wilcox to the Parkland Regional Library Board.

CARRIED

TOWN APPOINTMENTS:

1. Solicitors
Motion by Councilor Ball to appoint MLT Aikins LLP non-exclusively as the solicitor for the Town of Carstairs.

CARRIED

2. Planners
Motion by Councilor Roberts to appoint ISL Engineering & Land Services non-exclusively as the planners for the Town of Carstairs.

CARRIED

3. Building Inspectors
Motion by Councilor Ball to appoint IJD Inspections Ltd. as the building inspector for the Town of Carstairs.

CARRIED

4. Weed Inspector
Motion by Councilor Roberts to appoint Mountain View County as the Weed Inspectors for the Town of Carstairs.

CARRIED

5. Engineers
Motion by Councilor Ball to appoint ISL Engineering & Land Services non-exclusively as the engineers for the Town of Carstairs.

CARRIED

6. Assessor
Motion by Councilor Fricke to appoint Municipal Assessment Services Group-Travis Horne as the assessor for the Town of Carstairs.

CARRIED

7. Auditors
Motion by Councilor Selanders to appoint MNP LLP as the auditors for the Town of Carstairs.

CARRIED

Classification: Public

COUNCIL ATTENDANCE AT CONFERENCES:

1. FCM Sustainable Communities Conference – February 8-11, 2027 – Ottawa, ON
For Eastern Conferences the Mayor, CAO and 3 Councilors may attend.

Council discussed attendance at the FCM Sustainable Communities Conference. No members expressed interest in attending.

2. FCM Conference & Trade Show - June 10-13, 2027 – Halifax, NS
For Eastern Conferences the Mayor, CAO and 3 Councilors may attend.

Motion by Councilor Ball to appoint Mayor Allan, CAO R. Blair, Councilor Wilcox, Fricke, and Selanders to attend the FCM Conference & Trade Show 2027.

CARRIED

3. AB Municipalities Spring Leaders Caucus – April 7-8, 2027 – Edmonton, AB
For Western Conferences the Mayor, CAO and 6 Councilors may attend.

4. AB Municipalities Convention – September 22-24, 2027 - Edmonton, AB
For Western Conferences the Mayor, CAO and 6 Councilors may attend.

ADJOURNMENT:

Motion by Councilor Wilcox to adjourn the Council Organizational meeting of October 26, 2026, at 6:47 p.m.

CARRIED

REOPENING OF MEETING:

Following the adjournment, additional information regarding the RMA Conference was brought forward.

Motion by Councilor Fricke to reopen the Council Organizational Meeting for Monday, October 26, 2026, at 7:01 p.m.

CARRIED

ADDITIONAL AGENDA ITEM:

1. RMA Spring/or Fall Convention -Date & Location TBD
For RMA Conferences, the Mayor, CAO and 2 Councilors may attend.

Motion by Councilor Wilcox to appoint Deputy Mayor Fricke, CAO R. Blair, Councilors Roberts, and Wilcox to attend the RMA Convention either in the spring or fall.

CARRIED

ADJOURNMENT:

Motion by Councilor Roberts to adjourn the Council Organizational meeting of October 26, 2026, at 7:02 p.m.

CARRIED

_____
Dean Allan, Mayor

_____
Rick Blair, CAO

Classification: Public

MINUTES OF THE REGULAR COUNCIL MEETING
MONDAY, OCTOBER 26, 2026, 7:00 P.M.
CARSTAIRS MUNICIPAL OFFICE

ATTENDEES: Mayor Allan; Councilors Ball, Fricke, Roberts, Selanders, and Wilcox; Director of Legislative & Corporate Services Shannon Allison; Deputy CAO and Director of Planning & Development Kirk Williscroft; Manager of Legislative Services Jessica Pryde; CAO Rick Blair & Executive Assistant Kayleigh Van Es

ABSENT: Councilor Tolley

CALL TO ORDER: Mayor Allan called the meeting of Monday, October 26, 2026, to order at 7:03 p.m.

ADDED ITEMS: 1. Renegades Minor Hockey Request to Correspondence 11.a

ADOPTION OF AGENDA:
Motion 327/26 Motion by Councilor Wilcox to adopt the Regular Council Agenda of October 26, 2026, as amended.

CARRIED

ADOPTION OF PREVIOUS MINUTES:
Motion 328/26 Motion by Councilor Ball to adopt the Regular Council minutes of October 13, 2026, as presented.

CARRIED

BUSINESS ARISING FROM PREVIOUS MEETING:

1. Carstairs Public Library Budget Presentation - Megan Ginther
M. Ginther, along with Library Board members Jen Awde, Wendy Knudson and Pam Barker, presented the Carstairs Public Library's 2027 Budget Presentation. The Library is requesting a 25% funding increase to maintain the current levels of service established by Council.

Councilor Fricke commented on the thoughtful and detailed presentations, noting her appreciation for how the information was broken down into categories. She questioned whether the $8,500 associated with the implementation of Bill 28 would be allocated to existing staff. M. Ginther confirmed that the costs were based on current staffing. Councilor Fricke referenced the previous presentation, which estimated approximately 300 hours to implement Bill 28, and questioned the anticipated ongoing maintenance requirements. M. Ginther advised that there are still many unknowns regarding the implementation and ongoing requirements.

Councilor Ball expressed his appreciation for the presentation and inquired about current staffing levels. M. Ginther advised that the library currently employs two full-time and four part-time staff, with part-time positions consisting of 24 hours, 20 hours, and two positions at 15 hours per week. Councilor Ball also requested staffing projections for the coming years, which M. Ginther agreed to provide.

Councilor Wilcox expressed appreciation for the information presented and echoed the concerns raised. She noted that while not all libraries are complying with Bill 28, the Carstairs Public Library is choosing to comply to maintain positive relationships. She emphasized the importance of recognizing the community's growth and the associated costs of maintaining service levels. She further noted that if the funding request is not met, a reduction in service levels may need to be considered.

Mayor Allan thanked M. Ginther for her time and presentation, noting that Council would consider the funding request during the upcoming budget deliberations.

Motion 329/26 Motion by Councilor Roberts to accept the Carstairs Public Library Budget Presentation as information.

DEFEATED

2. Carstairs Community Garden Gazebo
Council reviewed the follow-up letter from the Carstairs Community Garden regarding their request for a picnic table and gazebo at the Community Garden. The letter requested that Council allocate $5,720.00 in the 2027 budget for this addition. CAO R. Blair explained that the land currently occupied by the Community Garden is designated for future cemetery expansion and, therefore, would not

recommend a permanent structure at this location.

Councilor Ball clarified that the Community Garden had indicated during their previous delegation that they were not planning to undertake fundraising for the project.
Councilor Selanders reiterated that a structure of this nature would require a foundation, which would not be suitable for the current location.

Councilor Wilcox expressed support for the idea but acknowledged that a permanent structure would not be feasible at this location. She suggested renting a temporary canvas tent or exploring whether the Town had one available for use. CAO R. Blair confirmed that if the Town had a suitable tent available, it could be loaned to the Community Garden for events.

Motion 330/26 Motion by Councilor Wilcox to approve the follow-up request from the Carstairs Community Garden and direct Administration to facilitate the request.

DEFEATED

Motion 331/26 Motion by Councilor Roberts to direct Administration to prepare a response letter to the Carstairs Community Garden regarding their request.

CARRIED

DELEGATIONS: **1. Rosebud Health Foundation – Peggy Good**

P. Good, along with Melynda Crampton, Heather Hannaford and Shauna Orbawusu, presented Council with a request to partner with the Rosebud Health Foundation to upgrade the existing X-ray room and mobile unit at the Didsbury Hospital to a digital system.

Mayor Allan thanked the delegation for their presentation.

Councilor Ball acknowledged the benefits of the proposed upgrade but questioned why Alberta Health Services (AHS) was not funding the equipment replacement. H. Hannaford explained that equipment replacement now falls under Acute Care Alberta (ACA), a newly established organization still in development. She noted that significant equipment replacements are needed throughout the province, with funding required to address a substantial backlog. Councilor Ball questioned what the proposed partnership would involve and expressed concern that healthcare equipment funding should remain a provincial responsibility rather than being downloaded onto municipalities.

Councilor Fricke questioned whether similar upgrades in Canmore and Okotoks had been funded by AHS. The delegation confirmed that those projects were funded through foundations. She also questioned the proposed per capita contribution of $3, which would generate just over $75,000, leaving a funding shortfall of approximately $20,000. P. Good advised that the Foundation would need to reassess its contribution or seek additional partners to cover the remaining costs. Councilor Fricke further inquired about procurement timelines, and the delegation advised that equipment could be obtained within approximately 12 weeks of ordering, allowing for a relatively quick turnaround.

Councilor Wilcox thanked the delegation for their presentation and acknowledged sharing Councilor Ball's initial concerns regarding provincial responsibility. She also expressed appreciation on behalf of residents for the exceptional care provided at the Didsbury Hospital. P. Good agreed that equipment replacement should be a provincial responsibility but explained that the Foundation hopes to provide a quicker solution for the community.

Mayor Allan questioned the age of the existing equipment, and the delegation advised that the units are over 20 years old.

Councilor Wilcox questioned whether equipment replacement priorities were influenced by advocacy or primarily determined through data and assessments. The delegation noted the challenges associated with securing funding and emphasized that support from municipal partners would be beneficial.

Motion 332/26 Motion by Councilor Wilcox to accept Rosebud Health Foundation Delegation as information.

CARRIED

BYLAWS & POLICIES: **1. Bylaw No. 2073 Public Notification Bylaw**
The Bylaw was reviewed at the recent Policies & Priorities Committee meeting and was forwarded to Council for ratification.

Motion 333/26 Motion by Councilor Ball to give first reading of Bylaw No. 2073 Public Notification Bylaw, as presented.

CARRIED

Motion 334/26 Motion by Councilor Wilcox to give second reading of Bylaw No. 2073 Public Notification Bylaw, as presented.

CARRIED

Motion 335/26 Motion by Councilor Selanders to move to third and final reading of Bylaw No. 2073 Public Notification Bylaw, as presented.

UNANIMOUSLY CARRIED

Motion 336/26 Motion by Councilor Fricke to give third and final reading of Bylaw No. 2073 Public Notification Bylaw, as presented.

CARRIED

2. Policy No. 11-011-26 Public Participation Policy - Amended
The Policy was reviewed at the recent Policies & Priorities Committee meeting and was forwarded to Council for ratification.

Motion 337/26 Motion by Councilor Roberts to adopt Policy No. 11-011-26 Public Participation Policy, as presented.

CARRIED

NEW BUSINESS: **1. Fortis Alberta-Franchise Fee Estimate 2027**
Council reviewed the estimate.

Motion 338/26 Motion by Councilor Selanders to accept the 2027 Fortis Franchise Fees as presented at 10%.

CARRIED

2. 2027 Budget
S. Allison and CAO R. Blair presented the first look at the 2027 budget. Starting with 5 Year Operating Budget Summary and Capital Listing.

CAO R. Blair outlined the budget process, explaining that it begins with individual meetings with department directors, who enter their budget requests into EUNA, along with supporting justifications. Administration then reviews the submissions, considers additional requests and incorporates updated information, including water rates, as it becomes available. He emphasized that this presentation was a preliminary overview.

Councilor Ball expressed appreciation for the inclusion of percentage increases and decreases and questioned whether similar percentages could be provided by department or cost centre. S. Allison confirmed that this information could be provided.

S. Allison explained that the capital listing begins with a comprehensive list of requests, which are then reviewed against maintenance records, supporting justifications and operational needs. CAO R. Blair added that consideration is also given to how each request impacts service levels.

Councilor Selanders expressed interest in reviewing departmental expenses over the past five years, including how costs relate to community growth, and suggested that five-year expense projections would be beneficial. CAO R. Blair explained that Administration uses its asset management system to project replacement needs based on equipment life cycles. While some expenses can be projected, others are more difficult to anticipate.

Councilor Fricke raised concerns regarding residential speeding complaints and questioned whether the Town's single mobile speed sign was sufficient or if an additional sign should be considered. CAO R. Blair advised that, in his opinion, the current sign is sufficient, noting that complaints generally originate from approximately six areas and that the need for an additional sign has not been identified.

Administration reiterated that considerable work remains before the 2027 budget is finalized.

Motion 339/26 Motion by Councilor Wilcox to accept the 2027 Budget as information.

CARRIED

COMMITTEE REPORTS:

1. Policies & Priorities Committee
- Minutes of the October 20, 2026, meeting were attached.
- Next Meeting November 17, 2026.

2. Mountain View Regional Waste Commission
- Organizational Meeting and Board meeting December 7, 2026.

3. Mountain View Regional Water Services Commission
- Councilor Roberts provided a verbal report on the October 14, 2026, meeting.
- Next meeting November 18, 2026.

4. Mountain View Seniors' Housing
- Organizational Meeting and Board Meeting November 12, 2026.

Motion 340/26 Motion by Councilor Fricke to accept all Committee Reports as information.

CARRIED

COUNCILOR REPORTS:

1. Councilor Ball
- Provided a verbal report.
- October 20, 2026, attended Policies & Priorities Committee meeting.
- October 22, 2026, attended Inter-Municipal Collaboration Committee (ICC) meeting.
- October 26, 2026, prior to Council attended the Organizational meeting.

2. Councilor Fricke
- Provided a verbal report.
- October 19, 2026, attended the MVSH Special Board meeting.
- October 20, 2026, attended Policies & Priorities Committee meeting.
- October 26, 2026, prior to Council attended the Organizational meeting.

3. Councilor Roberts
- Provided a verbal report.
- October 14, 2026, attended Mountain View Regional Water Commission meeting.
- October 20, 2026, attended Policies & Priorities Committee meeting.
- October 22, 2026, attended Inter-Municipal Collaboration Committee (ICC) meeting.
- October 26, 2026, prior to Council attended the Organizational meeting.

4. Councilor Selanders
- Provided a verbal report.
- October 20, 2026, attended Policies & Priorities Committee meeting.
- October 26, 2026, prior to Council attended the Organizational meeting.

5. Councilor Tolley
- Absent.

6. Councilor Wilcox
- Provided a verbal report.
- October 20, 2026, attended Policies & Priorities Committee meeting.
- October 22, 2026, attended Parkland Executive meeting.
- October 22, 2026, attended Carstairs Public Library Board meeting.
- October 26, 2026, prior to Council attended the Organizational meeting.

7. Mayor Allan
- Provided a verbal report.
- October 20, 2026, attended Policies & Priorities Committee meeting.
- October 22, 2026, attended Inter-Municipal Collaboration Committee (ICC) meeting.
- October 26, 2026, prior to Council attended the Organizational meeting.

Motion 341/26 Motion by Councilor Wilcox to accept all Councilor Reports as information.

CARRIED

CORRESPONDENCE:

1. Renegades Minor Hockey Request

The Renegades Minor Hockey Association requested Council's support for its application to host the 2027 Hockey Alberta U18 B Provincial Championships at the Pete Knight Memorial Arena.

Motion 342/26 Motion by Councilor Ball to accept the letter of request from the Renegades Minor Hockey Association as information and direct Administration to prepare a letter of support for the Mayor's signature.

CARRIED

CAO'S REPORT:

- October 14, 2026, met with Neoform regarding the proposed senior's facility.
- October 15, 2026, met with the Carstairs Legion.
- October 20, 2026, attended Policies & Priorities Committee meeting.
- October 21, 2026, attended LGAA zone meeting.
- October 22, 2026, met with Mountain View County to discuss the Fire Budget.
- October 22, 2026, attended the ICC meeting.
- Advised that individual departmental budget meetings have concluded, and Administration is now reviewing and refining the figures as part of the detailed 2027 budget preparation process.

Motion 343/26 Motion by Councilor Roberts to accept the CAO's Report as information.

CARRIED

COUNCILOR COMMENTS:

1. Councilor Selanders
Advised that a resident had expressed excitement regarding the addition of glass recycling services.

Motion 344/26 Motion by Councilor Roberts to accept Councilor Comments as information.

CARRIED

PUBLIC QUESTION PERIOD: Nil

CLOSED MEETING:

1. Section 19-Disclosure Harmful to Business Interests of a Third Party
Section 197 of the Municipal Government Act requires that Council and Council Committees conduct their meetings in public unless the matter to be discussed falls under one of the exceptions to disclosure outlined in Division 2 of Part 1 of the Access to Information Act (ATIA), including, but not limited to, matters related to business interests, personal privacy, individual or public safety, confidential evaluations, or law enforcement. (Sections 19 to 34).

Motion 345/26 Motion by Councilor Wilcox that Council close the meeting to the public to discuss Business Interests of a Third Party, pursuant to Section 19 of the ATIA, at 8:16 p.m.

CARRIED

Motion 346/26 Motion by Councilor Ball to come out of the Closed Meeting session at 8:23 p.m.

CARRIED

NEXT MEETING: Monday, November 9, 2026, at 7:00 p.m.

ADJOURNMENT:

Motion 347/26 Motion by Councilor Ball to adjourn the meeting of October 26, 2026, at 8:24 p.m.

CARRIED

_____
Dean Allan, Mayor

_____
Rick Blair, CAO

CAPITAL PLAN | EXECUTIVE OVERVIEW

Council briefing • Revised planned capital spending, 2022–2026 • 126 project lines; subtotal rows excluded

FIVE-YEAR PLAN	2026 PLAN	PEAK YEAR	2026 CARRY-FORWARD	SHARE OF 2026
$23.0M	$6.5M	2025 • $10.6M	$4.7M	72.9%

ANNUAL PLAN PROFILE

Year	Planned Budget	Projects	Average Project	YoY Change	Top 5 Share
2022	$1,513,703	18	$84,095		68.3%
2023	$3,056,205	20	$152,810	101.9%	81.7%
2024	$1,283,240	27	$47,527	-58.0%	72.0%
2025	$10,617,640	30	$353,921	727.4%	95.6%
2026	**$6,515,292**	**31**	**$210,171**	**-38.6%**	**92.4%**

TOP 10 PROJECTS | FIVE-YEAR PLAN

Rank	Year	Project	Planned Budget	% of 5-Year Plan
1	2025	Water Reservoir	$8,300,000	36.1%
2	2026	Water Reservoir - Carry forward 2025	$3,089,274	13.4%
3	2025	Water Service Line Reservoir	$1,500,000	6.5%
4	2026	Water Service Line Reservoir - Carry forward 2025	$1,500,000	6.5%
5	2023	Lagoon Project (includes dredging and infiltration issu	$930,400	4.0%
6	2023	Paving project- Idaho and MacEwan place	$928,446	4.0%
7	2026	New Ice plant	$821,000	3.6%
8	2024	Miltford Street Improvement	$579,780	2.5%
9	2022	Fire Hall Construction (Completion of 2021 Project)	$520,539	2.3%
10	2026	2026 SIP - includes McAlpine Place & McEwan Drainag	$395,000	1.7%

EXPLICIT CARRY-FORWARD / COMPLETION COMMITMENTS

Year	Planned Budget	Projects	Share of Year
2022	$739,356	4	48.8%
2023	$154,064	3	5.0%
2024	$0	0	0.0%
2025	$15,000	1	0.1%
2026	**$4,749,025**	**7**	**72.9%**

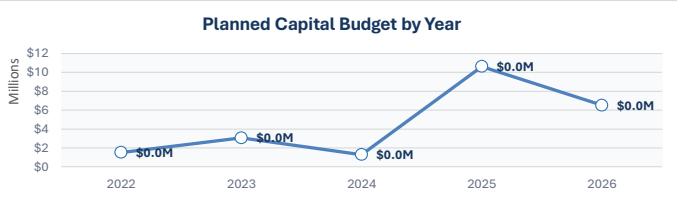



COUNCIL DECISION SIGNALS

1 • 2025 is the peak year, driven by the $8.3M Water Reservoir and $1.5M service line projects.

2 • 2026 falls from the peak but remains elevated; explicit carry-forwards account for nearly three-quarters of the plan.

3 • The ten largest projects represent 80.8% of the revised five-year plan, increasing delivery and timing concentration.

Interpretation: annual totals reflect listed project budgets, not actual expenditures. Repeated carry-forward entries may span multiple plan years.

Classification: Public

Infrastructure replacement | 2027–2037

Five-system overview • backlog shown separately from planned 2027–2037 spending • amounts in source dollars

TOTAL REPLACEMENT COST	EXISTING BACKLOG	PLANNED 2027–2037	BACKLOG SHARE
$33,590,052	$13,635,487	$19,954,566	40.6%

Funding pressure is front-loaded: backlog plus 2027 accounts for 70.4% of the total replacement estimate.

SYSTEM COSTS | backlog and planned work

System	Total cost	Backlog	2027–2037	Cost share	Asset rows	Backlog %
Roadways	$19,611,258.87	$2,701,285.25	$16,909,973.62	58.4%	274	13.8%
Sanitary	$11,676,903.22	$9,912,547.52	$1,764,355.70	34.8%	40	84.9%
Storm	$12,864.75	$0.00	$12,864.75	0.0%	2	0.0%
Water	$933,220.78	$933,220.78	$0.00	2.8%	2	100.0%
Facilities	$1,355,804.75	$88,433.28	$1,267,371.47	4.0%	10	6.5%
All systems	**$33,590,052.37**	**$13,635,486.83**	**$19,954,565.54**	**100.0%**	**328**	**40.6%**

TIMING | annual expenditure by system

Period	Roadways	Sanitary	Storm	Water	Facilities	Total
Backlog	$2,701,285	$9,912,548	$0	$933,221	$88,433	$13,635,487
2027	$10,014,226	$0	$12,865	$0	$0	$10,027,090
2028	$92,498	$1,764,356	$0	$0	$0	$1,856,854
2029	$236,492	$0	$0	$0	$27,269	$263,761
2030	$1,209,569	$0	$0	$0	$67,538	$1,277,107
2031	$808,370	$0	$0	$0	$796,561	$1,604,931
2032	$394,767	$0	$0	$0	$0	$394,767
2033	$362,331	$0	$0	$0	$0	$362,331
2034	$998,416	$0	$0	$0	$0	$998,416
2035	$675,306	$0	$0	$0	$138,434	$813,740
2036	$1,393,652	$0	$0	$0	$237,570	$1,631,222
2037	$724,347	$0	$0	$0	$0	$724,347
Total	**$19,611,259**	**$11,676,903**	**$12,865**	**$933,221**	**$1,355,805**	**$33,590,052**

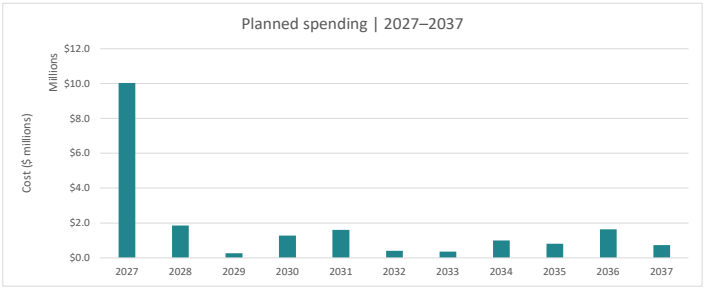

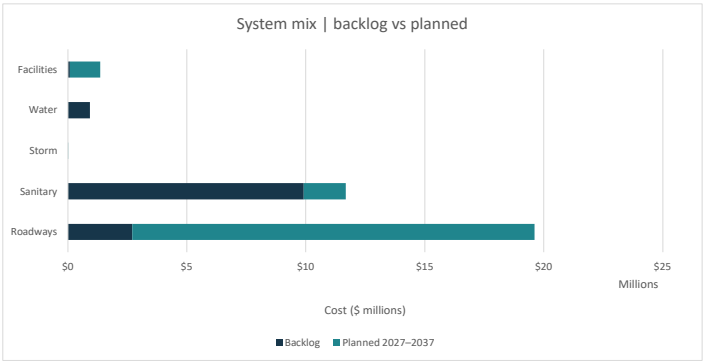

SCOPE & READING NOTES

All 328 asset rows across five source sheets are included; five roadway entries have zero scheduled cost. Rows are not unique assets or events.

Backlog is separate from planned 2027–2037 spending. These are replacement estimates, not a funded budget; currency and inflation assumptions are unspecified.

Sanitary Lift Station 1 uses 2026–2036 headers. Its costs are entirely backlog, so this does not change the annual summary.

Source sheets are unchanged. Summary costs use live formulas; new source rows may require updating the source total references.

2027-2037 Roadway System Replacement Schedule

Boulevards	Backlog	2027	2028	2029	2030	2031	2032	2033	2034	2035	2036	2037	Expense
6786 Havenfield Drive												$ 9,233.09	$ 9,233.09
6794 Havenfield Drive												$ 16,268.95	$ 16,268.95
6795 Havenfield Drive												$ 17,774.94	$ 17,774.94
Total	**$ -**	**$ -**	**$ -**	**$ -**	**$ -**	**$ -**	**$ -**	**$ -**	**$ -**	**$ -**	**$ -**	**$ 43,276.98**	**$ 43,276.98**

Curb & Gutter	Backlog	2027	2028	2029	2030	2031	2032	2033	2034	2035	2036	2037	Expense
6647 Highfield Drive	$ 29,311.46												$ 29,311.46
6653 Highfield Drive	$ 3,107.11												$ 3,107.11
6717 100 Carriage Lane Place					$ 21,614.92								$ 21,614.92
6719 Meadowlark Lane		$ 23,932.22											$ 23,932.22
6722 Carriage Lane Drive					$ 5,669.58								$ 5,669.58
6723 Carriage Lane Drive					$ 26,000.02								$ 26,000.02
6725 Carriage Lane Cres												$ 23,924.14	$ 23,924.14
6728 Carriage Lane Road					$ 889.49								$ 889.49
6731 Carriage Lane Drive					$ 26,573.87								$ 26,573.87
6740 Beckner Cres								$ 24,508.88					$ 24,508.88
6741 Beckner Cres								$ 21,550.03					$ 21,550.03
6750 Stonehaven Drive											$ 5,887.77		$ 5,887.77
6755 Stonehaven Drive											$ 18,133.75		$ 18,133.75
6757 Stonehaven Drive											$ 45,283.45		$ 45,283.45
6758 10th ave N										$ 6,817.81			$ 6,817.81
6759 10th Ave N										$ 7,173.14			$ 7,173.14
6760 Stonehaven Drive											$ 4,763.77		$ 4,763.77
6767 Carriage Lane Road											$ 1,263.53		$ 1,263.53
6769 500 Carriage Lane Place											$ 13,934.71		$ 13,934.71
6774 Dallaire Drive											$ 22,867.42		$ 22,867.42
6783 Dallaire Drive												$ 2,461.74	$ 2,461.74
6813 Goodard Close												$ 5,277.83	$ 5,277.83
6816 Dallaire Drive												$ 15,948.29	$ 15,948.29
6820 Garneau Gate												$ 15,162.23	$ 15,162.23
6823 Ranch Road												$ 5,875.49	$ 5,875.49
6828 Havenfield Drive												$ 11,233.17	$ 11,233.17
6832 Havenfield Drive												$ 20,829.35	$ 20,829.35
6834 Havenfield Drive												$ 3,804.28	$ 3,804.28
6847 West Highland Drive											$ 2,098.12		$ 2,098.12
6852 Carriage Lane Drive												$ 5,876.99	$ 5,876.99
6871 Carriage Lande Drive												$ 57,059.95	$ 57,059.95
6896 Carriage Lane Drive												$ 8,041.97	$ 8,041.97
15336 Clark Blvd								$ 727.24					$ 727.24
15346 Highfield Drive	$ 3,106.80												$ 3,106.80
Total	**$ 35,525.37**	**$ 23,932.22**	**$ -**	**$ -**	**$ 80,747.88**	**$ -**	**$ -**	**$ 46,786.15**	**$ -**	**$ 13,990.95**	**$ 114,232.52**	**$ 175,495.43**	**$ 490,710.52**

2027-2037 Roadway System Replacement Schedule

Para Ramps	Backlog	2027	2028	2029	2030	2031	2032	2033	2034	2035	2036	2037	Expense
6431 10th Ave S	$ 221.78												$ 221.78
6432 Centre Street	$ -						$ 110.43						$ 110.43
6440 13th Ave	$ -							$ 90.33	$ 90.33				$ 180.66
6449 10th Ave N	$ 271.29												$ 271.29
6464 Centre Street	$ -						$ 119.62						$ 119.62
6469 Centre Street	$ 163.93												$ 163.93
6469 Highway 2A	$ 163.93												$ 163.93
6472 Hammond Street	$ 163.93												$ 163.93
6476 Idaho Street	$ 149.99												$ 149.99
6480 Idaho Street	$ 149.99												$ 149.99
6489 10th Ave S	$ 198.76												$ 198.76
6491 Milt Ford Lane	$ 192.64												$ 192.64
6506 Champion Road						$ 158.42							$ 158.42
6512 Carriage Lane Drive					$ 173.36								$ 173.36
6513 Carriage Lane Drive											$ 206.90		$ 206.90
6514 Highway 580		$ 220.22											$ 220.22
6515 Highway 580		$ 220.22											$ 220.22
6517 Meadowlark Lane		$ 166.66											$ 166.66
6518 10th ave S				$ 161.83									$ 161.83
6521 Milltford Lane	$ 216.29												$ 216.29
6523 Milt Ford Lane	$ 302.48												$ 302.48
6542 West Highland Place											$ 150.05		$ 150.05
Skara Brae Close												$ 286.93	$ 286.93
6560 West Highland Cres												$ 168.32	$ 168.32
6570 Carriage Lane Drive												$ 276.50	$ 276.50
6571 900 Carriage Lane Place												$ 318.91	$ 318.91
6572 900 Carriage Lane Place												$ 317.21	$ 317.21
6573 800 Carriage Lane Place												$ 317.21	$ 317.21
6580 Bondar Gate												$ 213.74	$ 213.74
6583 Bondar Gate												$ 293.47	$ 293.47
6584 Goddard Close												$ 274.81	$ 274.81
6585 Garneau Gate												$ 661.57	$ 661.57
6592 Dallaire Drive												$ 853.25	$ 853.25
6593 Dallaire Drive												$ 203.74	$ 203.74
6608 800 Carriage lane Place												$ 375.16	$ 375.16
6702 Gough Road									$ 1,101.25				$ 1,101.25
6715 Carriage Lane Crossing											$ 987.44		$ 987.44
6768 400 Carriage Lane Cres											$ 1,249.63		$ 1,249.63
6777 Havenfield Drive												$ 2,013.81	$ 2,013.81
6778 Havenfield Drive												$ 2,181.01	$ 2,181.01
15412 10th Ave												$ 274.81	$ 274.81
15413 Bondar Gate												$ 661.57	$ 661.57
15416 Havenfield Drive												$ 1,945.85	$ 1,945.85
15658 Scarlett ranch Blvd											$ 1,448.41		$ 1,448.41
Total	**$ 2,195.01**	**$ 607.10**	**$ -**	**$ 161.83**	**$ 173.36**	**$ 158.42**	**$ 230.05**	**$ 90.33**	**$ 1,191.58**	**$ -**	**$ 4,042.43**	**$ 11,637.87**	**$ 20,487.98**

2027-2037 Roadway System Replacement Schedule

Pathway System	Backlog	2027	2028	2029	2030	2031	2032	2033	2034	2035	2036	2037	Expense
6369 - Memorial Park	$ 33,116.53												$ 33,116.53
6372 - Carriage Lane Crossing	$ 3,999.09												$ 3,999.09
6373 - Carriage Lane Road	$ 3,783.35												$ 3,783.35
6374 - Carriage Lane Road	$ 3,781.28												$ 3,781.28
6375 - Carriage Lane Crossing		$ 3,072.77											$ 3,072.77
6389 580 Highway			$ 6,730.42										$ 6,730.42
6390 - Highway 580			$ 20,398.05										$ 20,398.05
6394 - Stromsay Gate	$ 5,089.12												$ 5,089.12
6395 - Stromsay Gate	$ 2,683.22												$ 2,683.22
6396 - Stenlea Gate	$ 3,115.08												$ 3,115.08
6397 - Stenlea Gate	$ 3,735.46												$ 3,735.46
6398 - Skara Brae Close	$ 6,571.03												$ 6,571.03
6399 - Stonehaven Drive	$ 13,194.66												$ 13,194.66
6402 - McAlpine Street						$ 11,172.96							$ 11,172.96
6403 - West Highland Crescent						$ 7,032.50							$ 7,032.50
6405 - West Highland Crescent	$ 13,182.59												$ 13,182.59
6406 - West Highland Crescent						$ 5,161.04							$ 5,161.04
6407 - McAlpine Street						$ 6,888.98							$ 6,888.98
6408 - West Highland Pond	$ 14,340.87												$ 14,340.87
8345 Wallace Drive							$ 32,770.80						$ 32,770.80
11545 Carstairs links											$ 16,381.16		$ 16,381.16
17674 Cart Paths						$ 114,300.08							$ 114,300.08
11546 Memorial Park											$ 14,211.12		$ 14,211.12
12074 Highway 580											$ 89,272.25		$ 89,272.25
6411 - West Highland Pond	$ 23,362.26			$ -									$ 23,362.26
Total	**$ 129,954.54**	**$ 3,072.77**	**$ 27,128.47**	**$ -**	**$ -**	**$ 144,555.56**	**$ 32,770.80**	**$ -**	**$ -**	**$ -**	**$ 119,864.53**	**$ -**	**$ 457,346.67**

Sidewalks	Backlog	2027	2028	2029	2030	2031	2032	2033	2034	2035	2036	2037	Expense
6371 - 12th Avenue South	$ 5,322.90											-	$ 5,322.90
6420 Highway 2A	$ 104,748.37											-	$ 104,748.37
6425 Idaho Street	$ 5,799.88											-	$ 5,799.88
6465 Centre Steet	$ -						$ 18,533.27						$ 18,533.27
6485 Idaho Street	$ 47,807.69											-	$ 47,807.69
6490 10th Ave S	$ 92,727.27											-	$ 92,727.27
6507 Champion Road						$ 20,236.86						-	$ 20,236.86
6510 Highway 581			$ 41,745.23										$ 41,745.23
6526 Carriage Lane Drive											$ 193.82		$ 193.82
6531 Meadow Park Drive		$ 34,505.04											$ 34,505.04
6536 Carriage lane Drive											$ 87,850.35		$ 87,850.35
6538 Highway 580		$ 31,582.49											$ 31,582.49
6545 Idaho Street												$ 74,288.38	$ 74,288.38
6556 Stonehaven Drive												$ 10,319.68	$ 10,319.68
6557 Stonehaven Drive												$ 40,004.38	$ 40,004.38
6558 Stonehaven Drive												$ 24,562.14	$ 24,562.14
6561 Idaho Place	$ 64,794.40												$ 64,794.40
6562 West highland Cres.											$ 9,544.19		$ 9,544.19
6564 Idaho Street											$ 99,061.85		$ 99,061.85
6578 Dallaire Drive												113,406.15	$ 113,406.15
6595 Bondar Gate												$ 27,527.13	$ 27,527.13
6596 Goddard Close												$ 13,719.93	$ 13,719.93
6598 Havenfield Drive												$ 58,698.74	$ 58,698.74
6606 Carriage Lane Drive												$ 11,482.46	$ 11,482.46
6607 Carriage Lane Drive												$ 30,601.81	$ 30,601.81
6614 Carriage Lane Drive												$ 63,574.60	$ 63,574.60
6677 Idaho Place	$ 7,921.86												$ 7,921.86
6708 Pearson Place				$ 12,737.59									$ 12,737.59
6754 Stonehaven Drive											$ 5,090.02		$ 5,090.02
6762 Stonehaven Drive											$ 10,992.98		$ 10,992.98
6779 Havenfield Drive												$ 16,377.50	$ 16,377.50
6818 Dallaire Drive												$ 6,912.34	$ 6,912.34
8494 McAlpine Street								$ 53,439.33					$ 53,439.33
12085 9th Ave South											$ 101,953.14		$ 101,953.14
15589 Havenfield Drive												2,461.74	$ 2,461.74
15593 Highway 2A							$ 20,798.70						$ 20,798.70
15594 Highway 2A							$ 20,798.70						$ 20,798.70
15595 Highway 2A							$ 20,798.70						$ 20,798.70
15596 Highway 2A							$ 20,798.70						$ 20,798.70
15597 Gough Road							$ 20,798.70						$ 20,798.70
15598 Gough Road							$ 20,798.70						$ 20,798.70
15599 Centre Street							$ 20,798.70						$ 20,798.70
15600 Centre Street							$ 20,798.70						$ 20,798.70
15601 10thave N	52,215.69												$ 52,215.69
Total	**$ 381,338.06**	**$ 66,087.53**	**$ 41,745.23**	**$ 12,737.59**	**$ -**	**$ 20,236.86**	**$ 184,922.87**	**$ 53,439.33**	**$ -**	**$ -**	**$ 314,686.35**	**$ 493,936.98**	**$ 1,569,130.80**

2027-2037 Roadway System Replacement Schedule

Surface	Backlog	2027	2028	2029	2030	2031	2032	2033	2034	2035	2036	2037	Expense
7115 Gough Road	$ 6,021.11												6,021.11
7116 Gough Road	$ 8,789.12												8,789.12
7120 Idaho Street	$ 9,735.78												9,735.78
7127 Lackner Way					$ 118,555.41								118,555.41
7129 McAlpine Place	$ 11,881.46												11,881.46
7139 Vetrans Way	$ 10,899.51												10,899.51
7144 Vetrans Way	$ 15,751.91												15,751.91
7145 12 Ave S	$ 23,524.21												23,524.21
7147 13ave N	$ 11,697.17												11,697.17
7148 13 ave S	$ 11,677.78												11,677.78
7152 Downie Close	$ 10,256.34												10,256.34
7166 Pearson Place	$ 10,419.35												10,419.35
7170 Centre Street	$ 20,712.91												20,712.91
7171 Centre Street		$ 9,205.75											9,205.75
7172 Centre Street	$ 36,513.49												36,513.49
7176 9th ave N					$ 45,570.58								45,570.58
7177 Gough Road	$ 16,957.93												16,957.93
7178 Gough Road	$ 12,392.34												12,392.34
7179 Gough Road	$ 34,128.30												34,128.30
7180 Highfield Drive	$ 153,191.94												153,191.94
7383 Highfield Drive	$ 118,135.05												118,135.05
7184 Highfield Drive	$ 54,891.50												54,891.50
7185 Gough Road	$ 17,064.95												17,064.95
7189 Idaho Street	$ 47,814.75												47,814.75
7190 Idaho Street	$ 93,923.08												93,923.08
7192 Gleneagles Drive	$ 22,485.92												22,485.92
7193 Castle Dykes Drive	$ 7,891.33												7,891.33
7194 Gleneagles Drive	$ 21,483.23												21,483.23
7195 Gleneagles Drive	$ 48,337.60												48,337.60
7196 Rosemount Cres	$ 12,389.26												12,389.26
7199 Milt Ford Lane	$ 58,146.92												58,146.92
7200 Murray Bay	$ 9,353.03												9,353.03
7202 9 ave N													-
7205 Champion Road	$ 84,533.76												84,533.76
7207 Village Green	$ 19,560.13												19,560.13
7208 Carriage Lane Corssing	$ 53,321.88												53,321.88
7209 Carriage Lane Drive	$ 38,055.37												38,055.37
7212 Carriage Lane Drive	$ 53,223.98												53,223.98
7213 Carriage Lane Drive	$ 70,494.67												70,494.67
7216 Carriage Lane Drive	$ 19,556.98												19,556.98
7217 100 Carriage Lane Place	$ 16,926.90												16,926.90
7218 200 Carriage Lane Place	$ 19,146.87												19,146.87
7221 400 Carriage Lane Cres	$ 39,152.09												39,152.09
7222 Carriage Lane Drive	$ 9,067.46												9,067.46
7223 Carriage Lane Drive	$ 28,078.30												28,078.30
7228 Meadowlark Lane	$ 43,902.69												43,902.69
7229 Meadlark Lane	$ 17,168.36												17,168.36
7230 Monica Bay	$ 14,566.89												14,566.89
7231 Mountain View Gate	$ 28,927.06												28,927.06
7133 Clark blvd	$ 44,243.49												44,243.49
7134 Beckner Cres	$ 39,342.96												39,342.96
7235 Spicer Way	$ 22,443.60												22,443.60
7237 Ranch Road													-
7238 Ranch Cres		$ 1,552,384.23											1,552,384.23
7239 Ranch Cres		$ 2,617,300.93											2,617,300.93
7240 Ranch Road		$ 1,319,836.94											1,319,836.94
7241 Ranch Road		$ 2,120,524.89											2,120,524.89
7242 Ranch Road		$ 1,888,794.08											1,888,794.08
7243 Stonehaven Drive	$ 64,565.66												64,565.66
7244 Skara Brae Close	$ 15,421.49												15,421.49
7245 Stenness Close	$ 10,101.36												10,101.36
7246 Stonehaven Drive	$ 68,763.10												68,763.10
7247 Stonehaven Drive	$ 57,339.90												57,339.90
7248 Stonehaven Drive	$ 39,525.99												39,525.99
7249 Stormsay Gate	$ 10,937.06												10,937.06

2027-2037 Roadway System Replacement Schedule

7250 9th Ave S													-
7251 Idaho Street	$ 25,207.01												25,207.01
7252 Idaho Street	$ 24,882.77												24,882.77
7253 Idaho Street	$ 38,170.23												38,170.23
7254 500 Carriage Lane Place	$ 12,960.81												12,960.81
7255 Carriage Lane Drive	$ 15,663.27												15,663.27
7256 Idaho Place	$ 22,357.53												22,357.53
7257 West Highland Place	$ 17,175.25												17,175.25
7258 West Highland Cres	$ 22,094.04												22,094.04
7261 Havenfield Drive							$ 433,140.62						433,140.62
7266 McAlpine Street													-
7268 800 Carriage Lane Place	$ 26,837.93												26,837.93
7270 Carriage Lane Drive	$ 33,584.49												33,584.49
7271 Carriage Lane Drive	$ 25,255.75												25,255.75
7272 Dallaire Drive				$ 105,389.17									105,389.17
7274 Garneau Gate/ bondar					$ 128,094.18								128,094.18
7175 Goddard Circle					$ 48,055.20								48,055.20
7276 West Highland Bay													-
7277 West Highland Cres		$ 80,716.29											80,716.29
7278 West Highland Cres		$ 57,504.90											57,504.90
7279 Westhighland Drive		$ 48,760.31											48,760.31
7280 West Highland Drive		$ 25,151.88											25,151.88
7281 Clover Way		$ 27,608.51											27,608.51
7290 Mcalpine Street		$ -		$ 118,203.88									118,203.88
7292 600 Carriage Lane Place		$ 19,957.71											19,957.71
7293 700 Carriage Lane Way		$ 35,148.18											35,148.18
7294 Carriage Lane Drive	$ 43,247.92	$ -											43,247.92
7295 Carriage Lane Drive		$ 32,209.20											32,209.20
7296 Dallaire Drive		$ 52,969.57											52,969.57
7297 MacKenzie Way					$ 44,909.71								44,909.71
7298 McClung Gate			$ 23,624.19										23,624.19
8423 McAlpine Street									$ 75,847.22				75,847.22
8425 Mcalpine Street									$ 45,465.28				45,465.28
8430 9th Ave N									$ -		$ 405,244.76		405,244.76
8431 Highfield Drive									$ -	$ 163,724.77			163,724.77
8432 McAlpine Street									$ 50,910.79				50,910.79
8433 Highfield Drive									$ 89,792.22				89,792.22
8434 Wallace Drive								$ 176,842.92					176,842.92
8509 MacEwan Drive						$ 36,714.51							36,714.51
8510 Macewan Drive						$ 49,720.16							49,720.16
8513 Idaho Street						$ 123,843.96							123,843.96
8530 Scarlett Ranch Blvd					$ 743,462.60								743,462.60
8632 Havenfield Drive										$ 537,418.39			537,418.39
9844 10th ave N										$ 137,555.81			137,555.81
9845 Nanton Street										$ 158,525.11			158,525.11
11549 Macintosh Drive											$ 80,417.39		80,417.39
11551 McCrimmon Drive											$ 175,652.92		175,652.92
12064 TWP Road 302												$ 133,894.87	133,894.87
12065 Oslet Street East												$ 62,731.92	62,731.92
12070 Hammond Street												$ 52,696.18	52,696.18
12071 Nanton Street East												$ 31,594.54	31,594.54
12075 Grey Street												$ 97,350.63	97,350.63
12078 Grey Street												$ 97,265.02	97,265.02
12081 Grey Street												$ 103,493.92	103,493.92
12084 9th ave S												$ 261,798.89	261,798.89
12146 Westhighland Green		$ 4,200.00											4,200.00
12222 Bishop Circle		$ 4,200.00											4,200.00
12153 West Highland Court		$ 4,200.00											4,200.00
14594 900 Carriage Lane Place		$ 19,852.56											19,852.56
		$ -											-
		$ -											-
		$ -											-
		$ -											-
Total	**$ 2,152,272.27**	**$ 9,920,525.93**	**$ 23,624.19**	**$ 223,593.05**	**$ 1,128,647.68**	**$ 643,419.25**	**$ 176,842.92**	**$ 262,015.51**	**$ 997,224.08**	**$ 661,315.07**	**$ 840,825.97**	**$ -**	**$ 17,030,305.92**
Roadway System Total	**$ 2,701,285.25**	**$ 10,014,225.55**	**$ 92,497.89**	**$ 236,492.47**	**$ 1,209,568.92**	**$ 808,370.09**	**$ 394,766.64**	**$ 362,331.32**	**$ 998,415.66**	**$ 675,306.02**	**$ 1,393,651.80**	**$ 724,347.26**	**$ 19,611,258.87**

2027-2037 Sanitary System Replacement Schedule

Lagoon	Backlog	2027	2028	2029	2030	2031	2032	2033	2034	2035	2036	2037	Expense
6017 - Lagoon	9,833,064.90												$ 9,833,064.90
Total	**$ 9,833,064.90**	$ -	$ -	$ -	$ -	$ -	$ -	$ -	$ -	$ -	$ -	$ -	**$ 9,833,064.90**

Sanitary Lift Station 1	Backlog	2026	2027	2028	2029	2030	2031	2032	2033	2034	2035	2036	Expense
6018 - Sewage Lift Station 1	79,482.62												$ 79,482.62
Total	**$ 79,482.62**	$ -	$ -	$ -	$ -	$ -	$ -	$ -	$ -	$ -	$ -	$ -	**$ 79,482.62**

Sanitary Mains	Backlog	2027	2028	2029	2030	2031	2032	2033	2034	2035	2036	2037	Expense
5632 - Highway 2A			20,341.19										$ 20,341.19
5636 Meadow Park Place			51,231.76										$ 51,231.76
5637 9th ave N			49,202.99										$ 49,202.99
5640 Carstairs Campground			20,498.97										$ 20,498.97
5641 Carstairs Arena			46,669.63										$ 46,669.63
5643 Dr. Crystal Manor			18,137.75										$ 18,137.75
5647 Carriage Lane Road			6,576.77										$ 6,576.77
5648 9th ave S			111,580.89										$ 111,580.89
5649 Rosemount Cres			5,475.33										$ 5,475.33
5650 Castle Dykes Court			35,712.18										$ 35,712.18
5662 Nanton Street (East)			41,526.42										$ 41,526.42
5653 Hamond Street			32,986.52										$ 32,986.52
5654 Osler Street			46,763.86										$ 46,763.86
5655 9th Ave S			40,654.32										$ 40,654.32
5656 Nanton Street			54,686.21										$ 54,686.21
5657 Idaho Street			63,115.11										$ 63,115.11
5659 Centre Street			116,539.02										$ 116,539.02
5660 9th ave N			64,540.02										$ 64,540.02
5663 Centre Street			60,031.03										$ 60,031.03
5665 Park Road			33,488.15										$ 33,488.15
5666 Park Road			38,531.09										$ 38,531.09
5668 Highfield Gate			28,234.16										$ 28,234.16
5669 Grey Street			54,607.20										$ 54,607.20
5670 Grey Street			22,332.37										$ 22,332.37
5671 Grey Street			54,499.60										$ 54,499.60
5672 Pearson Place			54,335.24										$ 54,335.24
5673 Downie Close			54,284.62										$ 54,284.62
5674 Milt Ford Lane			54,600.85										$ 54,600.85
5675 Murray Bay			54,566.11										$ 54,566.11
5676 Milt Ford Lane			55,340.80										$ 55,340.80
5677 Mountain View Gate			23,834.53										$ 23,834.53
5678 10th ave S			94,129.62										$ 94,129.62
5681 11th ave S			32,129.10										$ 32,129.10
5682 Macewan Dr			31,427.16										$ 31,427.16
5683 Macintosh Dr			33,052.70										$ 33,052.70
5685 McAlpine Place			29,404.42										$ 29,404.42
5686 McAlpine Street			30,367.80										$ 30,367.80
5687 Wallace Drive			98,920.21										$ 98,920.21
Total	**$ -**	$ -	**$ 1,764,355.70**	$ -	$ -	$ -	$ -	$ -	$ -	$ -	$ -	$ -	**$ 1,764,355.70**
Sanitary System Total	**$ 9,912,547.52**	$ -	**$ 1,764,355.70**	$ -	$ -	$ -	$ -	$ -	$ -	$ -	$ -	$ -	**$ 11,676,903.22**

2027-2037 Storm System Replacement Schedule

Storm Swales	Backlog	2027	2028	2029	2030	2031	2032	2033	2034	2035	2036	2037	Expense
6376 580 Hwy		$ 1,550.85											$ 1,550.85
6378 - Meadow Lark Lane		$ 11,313.90											$ 11,313.90
Storm System Total	**$ -**	**$ 12,864.75**	**$ -**	**$ -**	**$ -**	**$ -**	**$ -**	**$ -**	**$ -**	**$ -**	**$ -**	**$ -**	**$ 12,864.75**

2027-2037 Water System Replacement Schedule

Water	Backlog	2027	2028	2029	2030	2031	2032	2033	2034	2035	2036	2037	Expense
5628 Reservoir	$ 737,265.72												$ 737,265.72
5627 Pumphouse	$ 195,955.06												$ 195,955.06
Water System Total	**$ 933,220.78**	**$ -**	**$ -**	**$ -**	**$ -**	**$ -**	**$ -**	**$ -**	**$ -**	**$ -**	**$ -**	**$ -**	**$ 933,220.78**

Facilities Replacement Profile 2027-2037

Frame/Metal/Concrete	Backlog	2027	2028	2029	2030	2031	2032	2033	2034	2035	2036	2037	Expense
2181 - Lift Station					$ 53,852.75								$ 53,852.75
2191 - Bulk Water Station					$ 4,040.48								$ 4,040.48
13136 - Quonset					$ 2,114.11								$ 2,114.11
13402 - Scout Hall				$ 27,268.76									$ 27,268.76
Total	**$ -**	**$ -**	**$ -**	**$ 27,268.76**	**$ 60,007.34**	**$ -**	**$ -**	**$ -**	**$ -**	**$ -**	**$ -**	**$ -**	**$ 87,276.10**

Permanent Structure	Backlog	2027	2028	2029	2030	2031	2032	2033	2034	2035	2036	2037	Event Cost
IODE											$ 237,570.33		$ 237,570.33
2192 - E-Services						$ 796,560.85							$ 796,560.85
2212 - Carstairs Water Distribution Facility	$ 88,433.28												$ 88,433.28
2196 Campground Washrooms										$ 138,433.83			$ 138,433.83
13137 - Maintenance Shop					$ 7,204.17								$ 7,204.17
13142 - Old Pump House #1					$ 326.19								$ 326.19
Total	**$ 88,433.28**	**$ -**	**$ -**	**$ -**	**$ 7,530.36**	**$ 796,560.85**	**$ -**	**$ -**	**$ -**	**$ 138,433.83**	**$ 237,570.33**	**$ -**	**$ 1,268,528.65**
Facilities Total	**$ 88,433.28**	**$ -**	**$ -**	**$ 27,268.76**	**$ 67,537.70**	**$ 796,560.85**	**$ -**	**$ -**	**$ -**	**$ 138,433.83**	**$ 237,570.33**	**$ -**	**$ 1,355,804.75**

TOWN OF CARSTAIRS
2027 BUDGET

CAPITAL LISTING

GL	Department	Description	Expense		Funding Sources	Grants	Taxes/User Fees	MVC - ICF Funding	Other	Reserves	Loan /Debenture	Total			
	Emergency Services	Road Closure Trailer	15,000.00				15,000.00					15,000.00		LGFF	914,891.00
	Operational Services	Snow Blower (Replacement) Asset 11982 acquired 2017 useful life ended in 2021	233,000.00		LGFF	233,000.00						233,000.00		CCBF	369,647.00
	Operational Services	Midsize Loader	270,000.00		LGFF	270,000.00						270,000.00			
	Operational Services	Lift Station Elimination or Repairs (2 new pumps)	100,000.00							100,000.00		100,000.00	4-00-00-711-0		
		Option 2		800,000.00								-			
	Operational Services	Street Improvement Program (Pearson Place)(Beckner) Asset #'s 7166, 6708)	387,000.00		CCBF	369,647.00				17,353.00		387,000.00	4-32-00-760-0		
	Operational Services	Street improvement Program (Nanton)		900,000.00								-			
		Option 2- Nanton Lining	300,000.00		LGFF	300,000.00						300,000.00			
	Operational Services	Curling Rink Parking Lot (Gravel $65,000)		175,000.00								-			
	Operational Services	McDonald Close Park Replacement (Assets 12322, 11876 in service date 2015)		105,201.55								-			
	Operational Services	Hydrant Replacements (Highfield Drive & Nanton Street)	30,000.00				30,000.00					30,000.00			
	Operational Services	Storm Catch Basin Repairs - Scarlett Ranch Blvd		46,725.00								-			
	Operational Services	Storm Pipe Extension - Memorial Park										-			
	Operational Services	Torro Mower (Asset 8623 acquired 2013 useful life ended in 2023)		125,000.00								-			
	Operational Services	Sanitary Lining - Trunk Main Infiltration	320,000.00							320,000.00		320,000.00	4-42-00761-0		
	Operational Services	Seniors Housing Servicing	1,100,000.00								1,100,000.00	1,100,000.00			
	Operational Services	9th Avenue Op Services Building		450,000.00								-			
	Operational Services	New tube for harley rake or new tips ($1,600.00)	5,826.99				5,826.99					5,826.99			
	Corporate Services	Administration Building	1,500,000.00								1,500,000.00	1,500,000.00			
	Golf Course	John Deere Gator TX	23,000.00				23,000.00					23,000.00			
	Golf Course	John Deere 2500E-Cut Triplex Mower (Innisfail)	5,000.00				5,000.00					5,000.00			
	Golf Course	John Deere Quick-Adjust VertCutting Units	30,000.00				30,000.00					30,000.00			
	Golf Course	Turfcare Shop Boiler/Combi Unit	20,000.00				20,000.00					20,000.00			
	Golf Course	Range Ball Dispenser	25,000.00				25,000.00					25,000.00			
	Corporate Services	2nd UPS for Computer Server & Battery replacements	11,840.00				11,840.00					11,840.00			
	Arena	Hot Water Tanks x 2	12,000.00				12,000.00					12,000.00			
	Fire Department	Unit 120 Replacement (Deferred Purchased 56 months)Deposit required 2027 and is shared equally between MVC/Town	86,500.00							86,500.00		86,500.00	4-23-00-710-0	After year-end transfer 2026	
												-			
		TOTAL	**4,474,166.99**			1,172,647.00	177,666.99	-	-	523,853.00	2,600,000.00	4,474,166.99			

Classification: Public

OPERATING CAPITAL LISTING			
GL	Department	Description	Expense
	Fire	Motorola Radios x 2	9,952.10
	Fire	SCBA x 2	23,254.00
	Fire	Rapid Intervention Team Kit	7,724.00
	Fire	Hose Testing Machine	8,494.05
	Fire	Thermal Imaging Camera	6,727.00
	Fire	Bunker Gear x 5	26,037.85
	Emergency Services	Ballistic Vest	1,500.00
	Emergency Services	Cell Phones x 3	4,750.00
	Emergency Services	Cenotaph Flag Pole	4,800.00
	Emergency Services	Emergency Stormwater Containment Supplies	3,200.00
	Operational Services	Picnic Tables and Garbage Cans - Firemans & Elks Parks	7,000.00
	Operational Services	Scarlett Ranch Pathway Beautification	10,000.00
	Operational Services	Various Hand/Power Tools	5,000.00
	Operational Services	Shale Ball Diamonds	6,000.00
	Operational Services	Garbage Can Replacement Program	9,000.00
	Operational Services	Color Printer	1,000.00
	Operational Services	Spray Tanks	1,000.00
	Operational Services	Ipads x 2	2,000.00
	Operational Services	Water Meters	193,000.00
	Golf Course	Stihl 462 Chainsaw	1,800.00
	Golf Course	Stihl 201 Chainsaw	1,200.00
	Golf Course	Kitchen Wares and Supplies	4,000.00
	Golf Course	Appliances	1,000.00
2-72-04-530-2	Golf Course	Bunker Renovation (3 year replacement program starting 2025, 2026, 2027)	30,000.00
	Arena	Compressor #1 Overhaul	16,000.00
	Arena	Water line repairs(year 3 of 3)	18,000.00
	Arena	Speed Bumps	1,067.96
	Arena	Service Cart - Arena Concession	345.00
	Arena	3 in 1 Creeper	166.00
	Arena	Drum Fans	1,906.00
	Arena	Stackable Chairs (south meeting room)	2,080.00
	Arena	Folding Tables x 10	3,150.00
	Arena	Folding Chairs x 50	2,000.00
	Arena	Chair Dolly	644.00
	Arena	Re-key Dressing rooms	1,000.00
	Arena	Baby Change Station	587.00
	Arena	Repair/maintain Radiant Heaters	4,000.00
	Arena	Repair Soffit at main entrance	5,500.00
	Community Hall	Counter replacement	9,500.00
	Community Hall	New Round tables x 8	4,600.00
	Community Hall	Folding Table Dolly	650.00
	Community Hall	6' Folding Tables x 10 - small room	3,150.00
	Community Services	Finnly Sport Software (8900 subsequent years)	12,600.00
			455,384.96

Funding Sources	*111,894 unallocated LGFF* Grants	Taxes/User Fees	MVC - ICF Funding	MVC	Reserves	Loan	Total
		4,976.05		4,976.05			9,952.10
		11,627.00		11,627.00			23,254.00
		3,862.00		3,862.00			7,724.00
		4,247.03		4,247.03			8,494.05
		3,363.50		3,363.50			6,727.00
		13,018.93		13,018.93			26,037.85
		1,500.00					1,500.00
		4,750.00					4,750.00
		4,800.00					4,800.00
		3,200.00					3,200.00
		7,000.00					7,000.00
		10,000.00					10,000.00
		5,000.00					5,000.00
		6,000.00					6,000.00
		9,000.00					9,000.00
		1,000.00					1,000.00
		1,000.00					1,000.00
		2,000.00					2,000.00
					193,000.00		193,000.00
		1,800.00					1,800.00
		1,200.00					1,200.00
		4,000.00					4,000.00
		1,000.00					1,000.00
		30,000.00					30,000.00
		16,000.00					16,000.00
		18,000.00					18,000.00
		1,067.96					1,067.96
		345.00					345.00
		166.00					166.00
		1,906.00					1,906.00
		2,080.00					2,080.00
		3,150.00					3,150.00
		2,000.00					2,000.00
		644.00					644.00
		1,000.00					1,000.00
		587.00					587.00
		4,000.00					4,000.00
		5,500.00					5,500.00
		9,500.00					9,500.00
		4,600.00					4,600.00
		650.00					650.00
		3,150.00					3,150.00
		12,600.00					12,600.00
Funding Sources	**-**	**221,290.46**	**-**		**193,000.00**	**-**	**455,384.96**

Classification: Public

TOWN OF CARSTAIRS
OPERATING ACTUAL VS BUDGET HISTORY

Department	2024 Actual	2024 Budget	2025 Actual	2025 Budget	2026 Actual	2026 Budget	2027 Budget	% Variance 2024 vs 2025	% Variance 2025 vs 2026	% Variance 2026 vs 2027
Revenue										
Administration	$118,584.93	$248,836.00	$105,354.15	$155,522.02	$101,800.11	$106,196.00	$102,836.00	-37.5%	-31.7%	-3.2%
Arena	$463,024.19	$385,948.46	$514,809.04	$394,948.46	$377,477.86	$437,448.46	$448,948.46	2.3%	10.8%	2.6%
Campground	$111,856.60	$98,000.00	$99,261.68	$98,000.00	$93,710.61	$98,000.00	$98,000.00	0.0%	0.0%	0.0%
Communications	$76.60	$500.00	$796.44	$500.00	$100.00	$500.00	$500.00	0.0%	0.0%	0.0%
Community Hall	$45,110.53	$38,285.63	$46,988.83	$38,285.63	$43,665.45	$38,285.63	$38,285.63	0.0%	0.0%	0.0%
Community Services	$183,716.47	$164,286.00	$189,522.70	$175,223.33	$236,903.84	$178,992.00	$178,992.00	6.7%	2.2%	0.0%
Development	$307,923.06	$160,500.00	$249,794.77	$272,500.00	$269,444.19	$268,000.00	$267,000.00	69.8%	-1.7%	-0.4%
Emergency Management	$30.00	$0.00	$0.00	$0.00	$0.00	$0.00	$0.00			
Emergency Services	$25,819.38	$53,550.00	$23,394.20	$26,600.00	$20,693.88	$20,800.00	$23,500.00	-50.3%	-21.8%	13.0%
Fire	$462,591.35	$344,298.28	$486,330.82	$401,569.48	$340,739.32	$420,200.98	$405,459.54	16.6%	4.6%	-3.5%
Garbage	$590,182.42	$569,588.00	$608,166.30	$589,172.00	$518,287.95	$596,372.00	$664,628.00	3.4%	1.2%	11.4%
Golf Course	$1,895,306.98	$1,703,000.00	$2,180,954.67	$1,908,000.00	$2,132,589.38	$2,034,000.00	$2,211,000.00	12.0%	6.6%	8.7%
Lands & Buildings	$135,287.55	$135,717.51	$135,966.07	$137,435.00	$122,832.01	$136,658.17	$139,468.17	1.3%	-0.6%	2.1%
Library	$33,482.80	$33,482.80	$34,319.87	$34,319.87	$17,489.42	$34,319.87	$0.00	2.5%	0.0%	-100.0%
Other Revenue	$939,873.87	$696,820.00	$1,018,237.13	$812,388.00	$845,150.18	$901,204.00	$980,644.00	16.6%	10.9%	8.8%
Parks	$253,349.03	$151,232.77	$191,478.35	$155,876.97	$171,972.98	$158,691.97	$159,541.97	3.1%	1.8%	0.5%
Planning	$62,855.44	$9,100.00	$82,718.82	$14,500.00	$109,854.66	$10,000.00	$10,000.00	59.3%	-31.0%	0.0%
Roadways	$66,675.30	$1,000.00	$68,364.20	$1,000.00	$172,445.92	$500.00	$500.00	0.0%	-50.0%	0.0%
Sanitary	$790,274.86	$785,232.00	$883,384.46	$843,575.04	$816,496.55	$956,893.41	$1,081,167.19	7.4%	13.4%	13.0%
Storm Water	$0.00	$0.00	$0.00	$0.00	$10,750.38	$0.00	$0.00			
Taxes & Requisitions	$7,795,011.19	$7,796,860.82	$8,745,376.82	$8,749,026.34	$9,482,489.91	$9,486,012.59	$9,486,012.59	12.2%	8.4%	0.0%
Water	$1,594,505.66	$1,510,380.00	$1,753,445.57	$1,612,781.40	$1,600,170.97	$1,817,785.39	$2,062,617.72	6.8%	12.7%	13.5%
Revenue Total	**$15,875,538.21**	**$14,886,618.27**	**$17,418,664.89**	**$16,421,223.54**	**$17,485,065.57**	**$17,700,860.47**	**$18,359,101.27**	**10.3%**	**7.8%**	**3.7%**
Expense										
Administration	$1,349,902.06	$1,535,388.62	$1,285,812.62	$1,275,296.54	$1,008,215.36	$1,206,552.82	$1,336,141.82	-16.9%	-5.4%	10.7%
Arena	$697,839.43	$696,428.57	$725,747.42	$758,092.07	$565,450.56	$772,823.30	$743,686.18	8.9%	1.9%	-3.8%
Asset Management	$203,821.13	$203,551.20	$96,408.19	$119,732.16	$108,969.63	$133,482.87	$126,282.87	-41.2%	11.5%	-5.4%
Campground	$67,196.22	$73,616.95	$65,030.24	$77,298.42	$54,913.61	$72,008.29	$71,153.39	5.0%	-6.8%	-1.2%
Communications	$48,651.75	$52,700.00	$47,274.06	$51,434.00	$36,986.94	$51,841.04	$53,341.04	-2.4%	0.8%	2.9%
Community Hall	$72,445.87	$84,288.17	$76,184.70	$77,174.97	$56,408.24	$67,035.63	$57,253.30	-8.4%	-13.1%	-14.6%
Community Services	$379,950.68	$384,337.09	$451,149.00	$445,140.68	$418,358.06	$506,728.69	$514,054.70	15.8%	13.8%	1.4%
Development	$275,038.69	$270,477.49	$275,640.33	$280,549.91	$224,100.92	$278,077.42	$262,977.42	3.7%	-0.9%	-5.4%
Emergency Management	$36,798.45	$41,089.73	$37,404.15	$44,057.48	$33,534.16	$42,104.65	$42,504.65	7.2%	-4.4%	1.0%
Emergency Services	$357,890.85	$459,478.35	$356,167.44	$370,440.31	$292,826.05	$367,428.94	$364,428.94	-19.4%	-0.8%	-0.8%
Fire	$605,973.11	$595,656.61	$652,967.26	$569,331.65	$461,924.90	$654,880.86	$674,573.40	-4.4%	15.0%	3.0%
Fleet	$0.00	$0.00	$30,172.56	$19,070.16	$24,220.86	$28,659.00	$29,284.92		50.3%	2.2%
Garbage	$400,414.65	$405,280.98	$291,790.77	$336,226.54	$247,074.85	$325,451.26	$339,256.78	-17.0%	-3.2%	4.2%
Golf Course	$1,677,662.65	$1,641,629.62	$1,799,084.11	$1,788,774.99	$1,670,560.40	$1,871,074.61	$1,848,856.88	9.0%	4.6%	-1.2%
Lands & Buildings	$336,207.86	$352,732.31	$319,942.61	$345,901.67	$275,776.93	$333,043.11	$337,534.27	-1.9%	-3.7%	1.3%
Legislative	$337,919.23	$336,907.31	$399,726.95	$385,994.18	$381,759.34	$486,820.58	$541,751.62	14.6%	26.1%	11.3%
Library	$289,199.98	$292,753.82	$311,837.74	$315,317.20	$255,202.96	$334,182.38	$364,004.26	7.7%	6.0%	8.9%
Parks	$673,342.69	$622,620.38	$615,534.95	$611,387.78	$578,609.55	$702,490.79	$679,207.97	-1.8%	14.9%	-3.3%
Planning	$248,531.60	$245,327.49	$279,774.56	$289,589.15	$236,807.30	$256,927.42	$184,977.42	18.0%	-11.3%	-28.0%
Roadways	$976,510.87	$963,498.89	$971,723.26	$1,020,928.40	$827,134.68	$977,573.75	$985,187.03	6.0%	-4.2%	0.8%
Sanitary	$240,743.22	$205,124.03	$174,332.28	$217,749.62	$149,469.17	$244,966.76	$248,843.17	6.2%	12.5%	1.6%
Storm Water	$35,069.38	$38,233.71	$41,944.39	$35,341.95	$38,921.32	$39,157.44	$39,157.44	-7.6%	10.8%	0.0%
Taxes & Requisitions	$2,840,530.39	$2,836,603.23	$3,224,437.85	$3,225,345.04	$2,691,492.76	$3,742,947.69	$3,904,844.62	13.7%	16.0%	4.3%
Water	$1,264,369.99	$1,406,478.87	$1,621,303.73	$1,374,074.04	$1,364,026.12	$1,655,265.69	$1,802,142.45	-2.3%	20.5%	8.9%
Expense Total	**$13,416,010.75**	**$13,744,203.42**	**$14,151,391.17**	**$14,034,248.91**	**$12,002,744.67**	**$15,151,524.99**	**$15,551,446.54**	**2.1%**	**8.0%**	**2.6%**
Surplus / (Shortfall)	**$2,459,527.46**	**$1,142,414.85**	**$3,267,273.72**	**$2,386,974.63**	**$5,482,320.90**	**$2,549,335.48**	**$2,807,654.73**			

Classification: Public

A little rain and cooler temperatures couldn't dampen the incredible spirit of our Golf Classic community!

Together, we raised an amazing $46,077.47!

A heartfelt thank you to our generous sponsors, golfers, volunteers, and supporters for showing up, braving the weather (again 😊), and making this year's event such a success. Your kindness and commitment make a meaningful difference in the lives of MVSH seniors, and we're so grateful to have you on our team.

2026

Dear Town of Carstairs,

Thank you so much for your on-going commitment to support the work we do. The day was damp but the spirits kept everyone warm & smiling.

Sincerely,
Stacey



October 30, 2026

Town of Carstairs
844 Centre St
Carstairs, AB T0M 0N0

Re: Municipal Support for the Red Deer River Watershed Alliance

Dear Town of Carstairs,

I am reaching out on behalf of the Red Deer River Watershed Alliance (RDRWA). Water is the foundation for the health and prosperity of local communities and the RDRWA recognizes Town of Carstairs is an important leader in land and water use decision-making in the Red Deer River Basin. Below is a brief update on RDRWA's activities and provides information on ways to help achieve our shared watershed planning goals and participate in our 2027-2028 funding process.

Who We Are

The RDRWA was established in 2005 and the designated Watershed Planning and Advisory Council (WPAC) for the Red Deer River Basin. RDRWA is one of 11 WPACs across the province and helps in the delivery of Alberta's *Water for Life Strategy*. Our vision is that the watershed will be healthy, dynamic, and sustainable through the efforts of the entire community. We are a multi-sector, not-for-profit organization that facilitates regional watershed management. Our renewed WPAC mandate and roles agreement with Environment and Protected Areas (2022) specifies RDRWA will lead an ongoing collaborative process to:

- Monitor & report on the State of the Watershed https://rdrwa.ca/state-of-the-watershed/
- Further develop and coordinate Integrated Watershed Management Plan (IWMP),
- Inform, educate and engage on water literacy and watershed stewardship, and
- Serve as a convenor and collaborator on watershed issues for diverse stakeholders

Benefits to Your Municipality

We are sending this letter, and the attached '*Our Common Water*' Case for Support, to invite the City of Brooks to join other municipalities from across the watershed with a financial contribution in support of the RDRWA. The RDRWA can directly help to support your municipality through programming at the watershed-scale that influences the health of local watersheds and the water

Red Deer River Watershed Alliance 4918 59th Street Red Deer, Alberta T4N 2N1 T. 403.340.7379 F. 403.356.9189 E. info@rdrwa.ca www.rdrwa.ca

security for communities and industries. Over the past 20 years, our organization has developed many resources to maintain and protect watershed health including science-based state of watershed reporting, outreach programming and regional planning. These materials assist municipalities with local decision-making, planning and have community health and prosperity benefits including source water protection, flood and drought resiliency, increased water literacy, biodiversity enhancement and recreational enjoyment.

Municipalities contribute over 20% of the RDRWA's annual funding, based on a recommended funding model of **50 cents per capita.** Consistent municipal funding strengthens the RDRWA's ability to provide support to partner municipalities, advance integrated watershed management, engage different sectors, align monitoring initiatives and lead water literacy and environmental education efforts.

Update on Activities

Highlights from our 2025-2026 Annual Report and upcoming activities include:

- ***Watershed Assessment and Planning Resources****:* We produce technical reports and tools addressing watershed topics to assist municipalities with land and water resource management. Some initiatives are listed below.
    - **State of the Watershed:** The RDRWA is working to complete its interactive online State of the Watershed Report for early 2027. To date published chapters include: **Surface water quantity & allocation**, and **riparian and wetland health**. **https://rdrwa.ca/state-of-the-watershed/**. Findings will inform priorities for the Integrated Watershed Management Plan (IWMP).
    - **Flood and drought resilience:** The RDRWA has mapped over 10,000 km of riparian intactness (shoreline health). Technical reports, data and municipal summaries of this natural asset mapping support targeted restoration and conservation programming that provide ecosystem services.
- ***Education and Outreach:*** Our work reaches hundreds of central Albertans every year. This year the RDRWA connected with over 1,950 individuals through forums, workshops and public events. We delivered programs to school groups and the general public to promote watershed health topics. The RDRWA also connected with over 1,000 individuals on social media (Facebook), through our monthly newsletter (500) and with our website materials (4000 active users). We also maintain a local events and water and watershed resource page to share information.
- ***Convenor and Collaborator:*** Additionally, we provide forums for stakeholders and rights holders to meet, share information, discuss water and watershed issues and priorities in the basin. This past fall we celebrated 20 years of being an organization with our partners at our Fall Forum in Red Deer. Our AGM and Spring Forum (Buffalo Lake)

Red Deer River Watershed Alliance 4918 59th Street Red Deer, Alberta T4N 2N1 T. 403.340.7379 F. 403.356.9189 E. info@rdrwa.ca www.rdrwa.ca

featured speakers on various State of Watershed Chapters. Events were all well attended and received.



Stronger Together

Thank-you for considering this invitation to become a funding partner of the RDRWA and work together to protect, enhance, and sustain the water resources that support our communities, environment and the economy. For interest and follow up invoicing, please contact the RDRWA at info@rdrwa.ca.

Sincerely,

Francine Forrest, MSc.
Executive Director, RDRWA
francine@rdrwa.ca

403-340-7379

Stay Connected

Did you know that the RDRWA offers many ways to connect?

- Sign up for our monthly e-newsletter
- Check out water-related events on our community calendar
- Participate in our regular forums and events
- Request a presentation to Council and/or staff
- Engage with our outreach and technical committees

Dear Mayor Allan, Members of Council, Mr. Blair, and Mr. Williscroft,

My name is Hannah Lam, and I am a registered dental hygienist here in Alberta. I run Dental At Home, a mobile dental hygiene practice based in Edmonton that brings professional dental care to people where they live. In January 2027 we open, and I am writing to the communities we hope to serve first. Carstairs is one of them, and I would like to ask whether the Town would welcome dedicated, recurring community care days for the people of Carstairs and the farms of Mountain View County around it.

I want to be plain about the local picture, because Carstairs is served by dental clinics. Carstairs Dental provides clinic care in town, and Mountain View Smiles and Dental Town practice in Carstairs as well. This letter is not a claim that Carstairs has no dental

service. What a fixed clinic cannot do is reach everyone. Seniors who live in their own homes and no longer drive, people recovering at home, and families who cannot get an appointment that fits around work

and farm life can still go without care for a long time. Mobile care fills that gap. It comes to the home and to the farm, and it works alongside the clinics that are already here, never in place of them.

Here is what I am proposing. With the Town's welcome, Dental At Home would hold a recurring community care day in Carstairs, hosted in a big public space that is wheelchair accessible: the Carstairs Community Hall, on Lackner Way, is exactly the kind of room we mean. On each care day, our team travels to Carstairs, set up in that familiar local space, and provides full dental care through the day, for residents of every age, from young children to grandparents. Families could book together. For anyone who cannot get to the hall, including homebound seniors, we make home and farm visits instead, booked around chores and field work. Each visit offers complete dental hygiene care: a full check of the teeth and gums, professional cleaning, fluoride where it helps, and screening for anything that needs a dentist's eye. Care also includes temporary fillings and restorative treatments, so a small problem can be steadied and protected on the day rather than left to worsen.

A few things about how we work, because they matter to the families who would book. We bill insurance directly, including the Canadian Dental Care Plan, Alberta Blue Cross, and private plans, so most patients never handle a claim form. There is no charge to the Town of Carstairs or to any host organization for hosting a care day, nothing at all. There is no mobile fee of any kind. Our fees sit below the Alberta dental fee guide, and every cost is confirmed in full before any care begins, so no one is ever surprised by a bill. Every patient also goes home with full size professional products for daily care at home, real products for everyday use, not small samples.

I would be the clinician providing care. I am a registered dental hygienist in good standing with the Alberta College of Dental Hygienists, and I bring more than ten years of healthcare experience, including work with Alberta Health Services, care at Boyle McCauley in Edmonton, and work in hospital settings. Dental At Home is a small team of four, and we work closely with the City of Edmonton and its community services. What we would like to build in Carstairs is a steady, trusted connection: a regular care day that families can count on, run by people they come to know by name.

If the Town is open to the idea, I would welcome a short phone call or a brief team meeting at whatever time suits your office. I am glad to answer questions, talk through dates, and work around the hall's calendar and the community's busy seasons. And if a care day is not the right fit, a poster at the Town Office and a word through the Town's channels would still mean a great deal to the residents who need this most.

With gratitude,

I am writing ahead of our January opening on purpose. Homes and facilities that plan early can pre-book their care days and have everything in place before we launch, and there is no cost to you at all.

Hannah Lam

DENTAL AT HOME

MOBILE DENTAL HYGIENE · WE COME TO YOU

Prepared for the Town of Carstairs Council and Administration

Regular dental care days for Carstairs

Carstairs has dental clinics in town, and Dental At Home is not here to replace them. We are here for the people a fixed clinic cannot reach: seniors in their own homes who no longer drive, homebound neighbours, and families who cannot get an appointment that fits work and farm life. Dental At Home proposes recurring care days in Carstairs, hosted at the Carstairs Community Hall, a big, wheelchair accessible public space. Our team sets up there and provides full dental care through the day, returning on a regular rhythm so residents see Hannah, the same clinician, at every visit.



Hannah, your hygienist

BEFORE AFTER



The difference one visit makes.

WHAT A VISIT INCLUDES

Every visit is a complete appointment: a full check of the teeth and gums and a full cleaning, with an oral health assessment and oral cancer screening, scaling, polish, and fluoride. Where a tooth needs steadying, temporary fillings and restorative treatments are provided the same day. Silver diamine fluoride can hold early decay where appropriate. Every patient also receives full size professional products for daily care at home, not samples.

CARE FOR ALL AGES, CLOSE TO HOME

Care is for adults and children together: town families, seniors in their own homes, and the farm households of Mountain View County. Anyone who prefers can be seen at home or on the farm, booked around chores and field work. We bill insurance directly, including the Canadian Dental Care Plan, Alberta Blue Cross, and private plans. Hosting costs the Town nothing at all, there is no mobile fee, fees are below the Alberta dental fee guide, and every cost is confirmed before care begins.

FEES, BILLING, AND BOOKING

Our fees are below the Alberta dental fee guide, and we bill insurance directly at no extra cost, including the Canadian Dental Care Plan, Alberta Blue Cross, and private plans. There is no mobile fee, and there is no charge to the host organization at all. Every cost is confirmed in full before anything begins. Dental At Home opens in January 2027, and care days can be pre-booked now.

(587) 899-8088

dentalathomeyeg@gmail.com

Dental At Home · Edmonton, Alberta · (587) 899-8088
dentalathomeyeg@gmail.com · dentalathome.ca